

CONSMA003.062-L

✓ ACTIVE

TE Internal #: L9000268-01  
SMA Connector, Jack, 50 ohm, Threaded, 0 – 18 GHz, 1 Position,  
Printed Circuit Board, Board Mount, -65 – 165 °C [-85 – 329 °F],  
Solder, Straight  
[View on TE.com >](#)



Connectors > RF Connectors > Coax Connectors



RF Interface: **SMA**  
RF Connector Style: **Jack**  
Impedance: **50 Ω**  
RF Connector Coupling Mechanism: **Threaded**  
Operating Frequency: **0 – 18 GHz**

Features

Product Type Features

Connector Product Type	Connector Assembly
RF Interface	SMA
RF Connector Style	Jack
Sealable	No
Connector & Contact Terminates To	Printed Circuit Board

Configuration Features

PCB Mount Orientation	Edge
Number of Positions	1
Number of Coaxial Contacts	1

Electrical Characteristics

Impedance	50 Ω
-----------	------

Body Features

Cable Connector Orientation	Straight
Body Material	Brass
Body Material Finish	Plated
Body Plating Material	Nickel

Contact Features

RF Connector Center Contact Plating Material	Gold (Au)
--	-----------



RF Connector Center Contact Material	Beryllium Copper
--------------------------------------	------------------

Termination Features

Termination Method to Wire & Cable	Solder
------------------------------------	--------

Mechanical Attachment

RF Connector Coupling Mechanism	Threaded
Connector Mounting Type	Board Mount
RF Contact Captivation Method	Mechanical
Detent	Without

Usage Conditions

Operating Temperature Range	-65 – 165 °C[-85 – 329 °F]
-----------------------------	----------------------------

Operation/Application

Circuit Application	Signal
Operating Frequency	0 – 18 GHz

Packaging Features

Packaging Quantity	100
Packaging Method	Bulk

Other

Lockwasher Material	Brass
Dielectric Material	PTFE

Product Compliance

For compliance documentation, visit the product page on [TE.com](#)>

EU RoHS Directive 2011/65/EU	Compliant
EU ELV Directive 2000/53/EC	Not Yet Reviewed
China RoHS 2 Directive MIIT Order No 32, 2016	No Restricted Materials Above Threshold
EU REACH Regulation (EC) No. 1907/2006	Current ECHA Candidate List: JAN 2025 (247) Candidate List Declared Against: JAN 2025 (247) Does not contain REACH SVHC
Halogen Content	Low Halogen - Br, Cl, F, I < 900 ppm per homogenous material. Also BFR/CFR/PVC Free
Solder Process Capability	Not reviewed for solder process capability



Product Compliance Disclaimer

This information is provided based on reasonable inquiry of our suppliers and represents our current actual knowledge based on the information they provided. This information is subject to change. The part numbers that TE has identified as EU RoHS compliant have a maximum concentration of 0.1% by weight in homogenous materials for lead, hexavalent chromium, mercury, PBB, PBDE, DBP, BBP, DEHP, DIBP, and 0.01% for cadmium, or qualify for an exemption to these limits as defined in the Annexes of Directive 2011/65/EU (RoHS2). Finished electrical and electronic equipment products will be CE marked as required by Directive 2011/65/EU. Components may not be CE marked. Additionally, the part numbers that TE has identified as EU ELV compliant have a maximum concentration of 0.1% by weight in homogenous materials for lead, hexavalent chromium, and mercury, and 0.01% for cadmium, or qualify for an exemption to these limits as defined in the Annexes of Directive 2000/53/EC (ELV). Regarding the REACH Regulations, TE’s information on SVHC in articles for this part number is still based on the European Chemical Agency (ECHA) ‘Guidance on requirements for substances in articles’(Version: 2, April 2011), applying the 0.1% weight on weight concentration threshold at the finished product level. TE is aware of the European Court of Justice ruling of September 10th, 2015 also known as O5A (Once An Article Always An Article) stating that, in case of ‘complex object’, the threshold for a SVHC must be applied to both the product as a whole and simultaneously to each of the articles forming part of its composition. TE has evaluated this ruling based on the new ECHA “Guidance on requirements for substances in articles” (June 2017, version 4.0) and will be updating its statements accordingly.

Compatible Parts



TE Part # L9000274-01

SMA Plug 50 Ohm .031 PCB Edge Mount

Customers Also Bought




TE Part #1-1546670-0

10P.437" DR BARRIER,W/BND SCRW



TE Part #749806-9

KIT,HDP-20,RCPT,SIZE 3, 25 POS



TE Part #326859

TERMINAL,PIDG SPD 12-10 6




TE Part #2301845-2

AMPL REC HD20, R/A, 15P, B/L,4-40 A /LOCK




TE Part #1586538-1

MINI UMNL SKT SN 16 AWG



TE Part #2-35108-1

TERMINAL,PIDG R 12-10 8



TE Part #6648428-1

CONTACT,SKT,SIZE #0



TE Part #1648578-1

296-0049-01100



TE Part #3-2176231-1  
3522 180R 1% 3W



TE Part #5650911-5  
ASSY,PIN,EUROCARD,TYPE R,LEAD-FREE,150 P

Documents

Product Drawings

SMA Jack 50 Ohm .062 PCB Edge Mount

English

CAD Files

3D PDF

3D

Customer View Model

ENG\_CVM\_CVM\_L9000268-01\_A.3d\_igs.zip

English

Customer View Model

ENG\_CVM\_CVM\_L9000268-01\_A.2d\_dxf.zip

English

Customer View Model

ENG\_CVM\_CVM\_L9000268-01\_A.3d\_stp.zip

English

By downloading the CAD file I accept and agree to the [Terms and Conditions](#) of use.

Datasheets & Catalog Pages

SMA FEMALE EDGE MOUNT FOR 0.062 INCH THICK BOARD, EXTENDED

English