



Sensors > Temperature Sensors > RTD Sensors > RTD Sensor Elements > Pt1000 RTD Thin Film Element



RTD Element Type: **Platinum Thin Film Temperature Element**

Tolerance Class: **Class B / F0.3**

Element Type: **Ceramic**

Element Material: **Platinum**

Lead Wire Style: **Ag**

[All Pt1000 RTD Thin Film Element \(27\)](#)

Features

Product Type Features

Wire/Cladding Type	Ag
RTD Element Type	Platinum Thin Film Temperature Element
Element Type	Ceramic
Element Material	Platinum
Lead Wire Style	Ag

Configuration Features

Electrical Connection	Open Ends
-----------------------	-----------

Mechanical Attachment

Wire Length	10 mm[.393 in]
-------------	----------------

Dimensions

Body Width	2 mm[.078 in]
Body Length	4 mm[.157 in]
Body Height	1.1 mm[.043 in]
Wire Diameter	.3 mm[.011 in]

Usage Conditions

T1 and T2 for TCR	0 and +100 °C
-------------------	---------------



Operating Temperature Range	-50 – 300 °C[-58 – 572 °F]
Accuracy (at T_ref)	± .3 °C
TCR at (T1 and T2)	3850 ppm/°C
Operating Temperature (Max)	300 °C[572 °F]

Other

Wire Count	2
Tolerance Class	Class B / F0.3

Product Compliance

For compliance documentation, visit the product page on TE.com>

EU RoHS Directive 2011/65/EU	Compliant
EU ELV Directive 2000/53/EC	Not Yet Reviewed
China RoHS 2 Directive MIIT Order No 32, 2016	No Restricted Materials Above Threshold
EU REACH Regulation (EC) No. 1907/2006	Current ECHA Candidate List: JAN 2025 (247) Candidate List Declared Against: JAN 2025 (247) Does not contain REACH SVHC
Halogen Content	Low Halogen - Br, Cl, F, I < 900 ppm per homogenous material. Also BFR/CFR/PVC Free
Solder Process Capability	Not reviewed for solder process capability

Product Compliance Disclaimer

This information is provided based on reasonable inquiry of our suppliers and represents our current actual knowledge based on the information they provided. This information is subject to change. The part numbers that TE has identified as EU RoHS compliant have a maximum concentration of 0.1% by weight in homogenous materials for lead, hexavalent chromium, mercury, PBB, PBDE, DBP, BBP, DEHP, DIBP, and 0.01% for cadmium, or qualify for an exemption to these limits as defined in the Annexes of Directive 2011/65/EU (RoHS2). Finished electrical and electronic equipment products will be CE marked as required by Directive 2011/65/EU. Components may not be CE marked. Additionally, the part numbers that TE has identified as EU ELV compliant have a maximum concentration of 0.1% by weight in homogenous materials for lead, hexavalent chromium, and mercury, and 0.01% for cadmium, or qualify for an exemption to these limits as defined in the Annexes of Directive 2000/53/EC (ELV). Regarding the REACH Regulations, TE’s information on SVHC in articles for this part number is still based on the European Chemical Agency (ECHA) ‘Guidance on requirements for substances in articles’(Version: 2, April 2011), applying the 0.1% weight on weight concentration threshold at the finished product level. TE is aware of the European Court of Justice ruling of September 10th, 2015 also known as O5A (Once An Article Always An Article) stating that, in case of ‘complex object’, the threshold for a SVHC must be applied to both the product as a whole and simultaneously to each of the articles forming part of its composition. TE has evaluated this ruling based on the new ECHA “Guidance on requirements for substances in articles” (June 2017, version 4.0) and will be updating its statements accordingly.


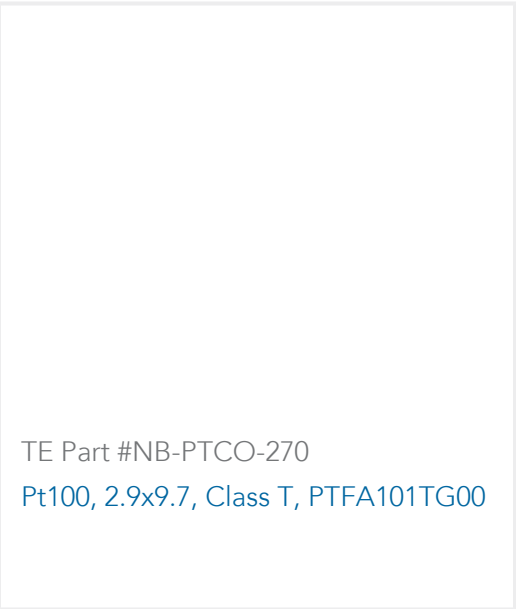

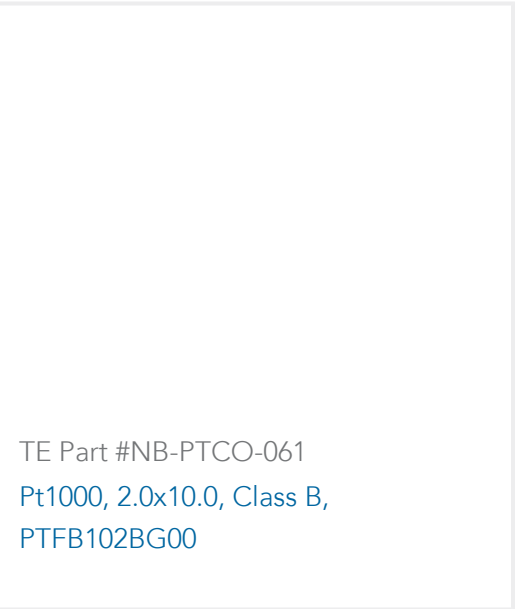
Compatible Parts



Also in the Series | MEAS PTF



Customers Also Bought





Documents

CAD Files

3D PDF

3D

Customer View Model

ENG_CVM_CVM_NB-PTCO-182_A.2d_dxf.zip

English

Customer View Model

ENG_CVM_CVM_NB-PTCO-182_A.3d_igs.zip

English

Customer View Model

ENG_CVM_CVM_NB-PTCO-182_A.3d_stp.zip

English

By downloading the CAD file I accept and agree to the [Terms and Conditions](#) of use.

Datasheets & Catalog Pages

Datasheet PTF-Family PTEC,PTFD,PTFE,PTFM

English