




Connectors > Rectangular Connectors > Rectangular Connector Hoods & Bases



Hood & Base Connector Product Type: **Hood**

Cable Entry Location: **Side**

Hood & Base Locking Device Type: **Locking**

Sealable: **Yes**

Features

Product Type Features

Hood & Base Connector Product Type	Hood
Sealable	Yes

Body Features

Cable Entry Location	Side
----------------------	------

Mechanical Attachment

Thread Size	M25
Locking Device Location	Hood
Hood & Base Locking Device Type	Locking

Housing Features

Housing Material	Die Cast Aluminum
------------------	-------------------

Dimensions

Product Width	43 mm
Product Length	73 mm

Usage Conditions

Corrosion Protected	Yes
---------------------	-----



Operation/Application

Circuit Application	Power & Signal
---------------------	----------------

Packaging Features

Packaging Method	Box
------------------	-----

Product Compliance

For compliance documentation, visit the product page on TE.com>

EU RoHS Directive 2011/65/EU	Compliant
EU ELV Directive 2000/53/EC	Compliant
China RoHS 2 Directive MIIT Order No 32, 2016	No Restricted Materials Above Threshold
EU REACH Regulation (EC) No. 1907/2006	Current ECHA Candidate List: JAN 2025 (247) Candidate List Declared Against: JAN 2025 (247) Does not contain REACH SVHC
Halogen Content	BFR/CFR/PVC Free, but Br/Cl >900 ppm in other sources.
Solder Process Capability	Not reviewed for solder process capability

Product Compliance Disclaimer

This information is provided based on reasonable inquiry of our suppliers and represents our current actual knowledge based on the information they provided. This information is subject to change. The part numbers that TE has identified as EU RoHS compliant have a maximum concentration of 0.1% by weight in homogenous materials for lead, hexavalent chromium, mercury, PBB, PBDE, DBP, BBP, DEHP, DIBP, and 0.01% for cadmium, or qualify for an exemption to these limits as defined in the Annexes of Directive 2011/65/EU (RoHS2). Finished electrical and electronic equipment products will be CE marked as required by Directive 2011/65/EU. Components may not be CE marked. Additionally, the part numbers that TE has identified as EU ELV compliant have a maximum concentration of 0.1% by weight in homogenous materials for lead, hexavalent chromium, and mercury, and 0.01% for cadmium, or qualify for an exemption to these limits as defined in the Annexes of Directive 2000/53/EC (ELV). Regarding the REACH Regulation, the information TE provides on SVHC in articles for this part number is based on the latest European Chemicals Agency (ECHA) ‘Guidance on requirements for substances in articles’ posted at this URL: <https://echa.europa.eu/guidance-documents/guidance-on-reach>

Compatible Parts



TE Part # T3609250102-000
DLX-25-M



TE Part # T2040102101-000
HE-010-M



Also in the Series

HDC IP65




Connector Caps & Covers(25)




Rectangular Connector Hoods & Bases (1232)


Customers Also Bought




TE Part #T1419320000-000
H32A-AG




TE Part #T2040102101-000
HE-010-M




TE Part #T2113000101-107
HMN-RJ45-MC



TE Part #T1210240125-000
H24B-TS-M25




TE Part #T1210320140-000
H32B-TS-M40




TE Part #T2040103201-000
HE-010-FS




TE Part #T2040103101-000
HE-010-MS



TE Part #T2040102201-000
HE-010-F



TE Part #T14X0100000-000
H10B-AG



TE Part #T1240240132-001
H24B-TGH-M32

Documents

Product Drawings

H10B-TS-M25

English

CAD Files

3D PDF

3D



Customer View Model

ENG_CVM_CVM_T1210101125-000_A.2d_dxf.zip

English

Customer View Model

ENG_CVM_CVM_T1210101125-000_A.3d_igs.zip

English

Customer View Model

ENG_CVM_CVM_T1210101125-000_A.3d_stp.zip

English

By downloading the CAD file I accept and agree to the [Terms and Conditions](#) of use.

Datasheets & Catalog Pages

HEAVY DUTY CONNECTORS

English

HEAVY DUTY CONNECTORS

Japanese

Product Specifications

Application Specification

English