




M8 Connector

TE Internal #: T4030014041-000

4 Position Circular Connector, Wire-to-Panel, Sealable, Wire & Cable, Signal, Panel Mount, Reverse Gender, Nickel, Copper Alloy, A Code, M8 Connector

[View on TE.com >](#)

Connectors > Circular Connectors > Standard Circular Connectors > M8 Panel Mount Solder Cups



Number of Positions: 4

Connector System: **Wire-to-Panel**

Sealable: **Yes**

Connector & Contact Terminates To: **Wire & Cable**

Contact Current Rating (Max): **3 A**

[All M8 Panel Mount Solder Cups \(8\)](#)

Features

Product Type Features

Assembly Requirement	Factory Assembled
Circular Connector Shell Type	Metal-Shell
Connector Product Type	Connector Assembly
Assembly Type	Electrical Connector
Connector System	Wire-to-Panel
Sealable	Yes
Connector & Contact Terminates To	Wire & Cable
Circular Connector Type	Plug
Shell Type	Metal

Configuration Features

Keying & Polarized Position Locations	A
Factory Installed Backshell	No
Number of Positions	4



Number of Power Positions	0
Number of Signal Positions	4
Contacts Preloaded	Yes

Electrical Characteristics

Operating Voltage	30 VAC
-------------------	--------

Body Features

O-Ring Material	Silicone
Environmental Protection	IP67
Environmental Protection Type	Sealed
Primary Product Color	Black
Peripheral Seal Material	Silicone
Shell Plating Material	Nickel
Shell Base Material	Copper Alloy
Circular Connector Insulation Material Type	Polyamide 67 GF30
Hermetically Sealed	Yes

Contact Features

Contact Current Rating (Max)	3 A
Reverse Gender	Yes
Circular Connector Contact Type	Pin

Termination Features

Termination Method to PCB	Through Hole - Solder
---------------------------	-----------------------

Mechanical Attachment

Mating Retention Type	Threaded Coupling
Mating Alignment	With
Connector Mounting Type	Panel Mount
Polarization Code	A
Mating Alignment Type	Keyed

Housing Features

Circular Connector Shell Size	12.6
-------------------------------	------

Dimensions

Wire Size	18 – 24 AWG
-----------	-------------



Usage Conditions

IP Dust Sealing Level	6
IP Water Sealing Level	IP67
Operating Temperature Range	-40 – 85 °C[-40 – 185 °F]

Operation/Application

Circuit Application	Signal
Shielded	No

Industry Standards

UL Flammability Rating	UL 94HB
------------------------	---------

Packaging Features

Packaging Quantity	1
--------------------	---

Product Compliance

For compliance documentation, visit the product page on TE.com>

EU RoHS Directive 2011/65/EU	Compliant with Exemptions
EU ELV Directive 2000/53/EC	Compliant with Exemptions
China RoHS 2 Directive MIIT Order No 32, 2016	Restricted Materials Above Threshold
EU REACH Regulation (EC) No. 1907/2006	Current ECHA Candidate List: JAN 2025 (247) Candidate List Declared Against: JAN 2025 (247) SVHC > Threshold: Pb (4% in 8750146366) Article Safe Usage Statements: Do not eat, drink or smoke when using this product. Wash thoroughly after handling. Recycle if possible and dispose of the article by following all applicable governmental regulations relevant to your geographic location.
Halogen Content	Not Low Halogen - contains Br or Cl > 900 ppm.
Solder Process Capability	Not applicable for solder process capability

Product Compliance Disclaimer

This information is provided based on reasonable inquiry of our suppliers and represents our current actual knowledge based on the information they provided. This information is subject to change. The part numbers that TE has identified as EU RoHS compliant have a maximum concentration of 0.1% by weight in homogenous materials for lead, hexavalent chromium, mercury, PBB, PBDE, DBP, BBP, DEHP, DIBP, and 0.01% for cadmium, or qualify for an exemption to these limits as defined in the Annexes of Directive 2011/65/EU (RoHS2). Finished electrical and electronic equipment products will be CE marked as required by Directive 2011/65/EU. Components may not be CE marked. Additionally, the part numbers that TE has identified as EU ELV compliant have a maximum concentration of 0.1% by weight in homogenous materials for lead, hexavalent chromium, and mercury, and 0.01% for cadmium, or qualify for an exemption to these limits as defined in the Annexes of Directive 2000/53/EC (ELV). Regarding the REACH Regulation, the information TE provides on SVHC in articles for this part number is based on the latest European Chemicals Agency (ECHA) ‘Guidance on requirements for substances in articles’ posted at this URL: <https://echa.europa.eu/guidance-documents/guidance-on-reach>




Compatible Parts




TE Part # T4010008041-000
M8,SCREW, FEMALE,S,UNSHIELD,4P,
GOLD


Also in the Series | M8 Connector



Connector Hardware(4)




M8/M12 Cable Assemblies(147)




Standard Circular Connectors(106)


Customers Also Bought




TE Part #CAT-C73765-M1E
M12 Field Installable Unshielded




TE Part #CAT-C73765-M1
M8 Field Installable




TE Part #1SET411104R0000
WD-1-DH-GR4040




TE Part #5-1625999-5
HSC100 R56 5%




TE Part #52927
PIDG SP SPD 22-16COMM22-18MIL4



TE Part #87133-8
06 LOCKING CLIP HSG DR MRKD



TE Part #EL88702001
VERSAFIT-1/2-0-STK



TE Part #696050-2
PG 8 R 10, TAPE

Documents

Product Drawings
M8.MLE.PNLREAR.4POS.STR.
English



CAD Files

3D PDF

3D

Customer View Model

ENG_CVM_CVM_T4030014041-000_A.2d_dxf.zip

English

Customer View Model

ENG_CVM_CVM_T4030014041-000_A.3d_igs.zip

English

Customer View Model

ENG_CVM_CVM_T4030014041-000_A.3d_stp.zip

English

By downloading the CAD file I accept and agree to the [Terms and Conditions](#) of use.

Datasheets & Catalog Pages

M8 / M12 Connector System Catalog

English

M8 / M12 Connector System Catalog

Japanese

Product Specifications

Application Specification

English

Application Specification

English

Agency Approvals

UL

English