




M8 Connector

TE Internal #: T4070014031-001
3 Position Circular Connector, Wire-to-Panel, Sealable, Wire & Cable, Signal, Panel Mount, Reverse Gender, Nickel, Copper Alloy, A Code, M8 Connector

[View on TE.com >](#)

Connectors > Circular Connectors > Standard Circular Connectors > M8 Panel Mount Wire



Number of Positions: 3
Connector System: **Wire-to-Panel**
Sealable: **Yes**
Connector & Contact Terminates To: **Wire & Cable**
Contact Current Rating (Max): 3 A

[All M8 Panel Mount Wire \(8\)](#)

Features

Product Type Features

Assembly Requirement	Factory Assembled
Circular Connector Shell Type	Metal-Shell
Connector Product Type	Connector Assembly
Assembly Type	Electrical Connector
Prewired	Yes
Connector System	Wire-to-Panel
Sealable	Yes
Connector & Contact Terminates To	Wire & Cable
Circular Connector Type	Plug
Shell Type	Metal

Configuration Features

Keying & Polarized Position Locations	A
Factory Installed Backshell	No



Number of Positions	3
Number of Power Positions	0
Number of Signal Positions	3
Contacts Preloaded	Yes

Electrical Characteristics

Operating Voltage	60 VAC
-------------------	--------

Body Features

O-Ring Material	Silicone
Environmental Protection	IP67
Environmental Protection Type	Sealed
Primary Product Color	Black
Peripheral Seal Material	Silicone
Shell Plating Material	Nickel
Shell Base Material	Copper Alloy
Circular Connector Insulation Material Type	Polyamide 67 GF30
Hermetically Sealed	Yes

Contact Features

Contact Current Rating (Max)	3 A
Reverse Gender	Yes
Circular Connector Contact Type	Pin

Mechanical Attachment

Connector Mounting Type	Panel Mount
Polarization Code	A
Mating Alignment Type	Keyed

Housing Features

Circular Connector Shell Size	12.6
-------------------------------	------

Dimensions

Wire Size	24 AWG
-----------	--------

Usage Conditions

IP Dust Sealing Level	6
IP Water Sealing Level	IP67
Operating Temperature Range	-40 – 85 °C[-40 – 185 °F]



Operation/Application

Circuit Application	Signal
Shielded	No

Industry Standards

UL Flammability Rating	UL 94HB
------------------------	---------

Packaging Features

Packaging Quantity	1
--------------------	---

Product Compliance

For compliance documentation, visit the product page on TE.com>

EU RoHS Directive 2011/65/EU	Compliant with Exemptions
EU ELV Directive 2000/53/EC	Compliant with Exemptions
China RoHS 2 Directive MIIT Order No 32, 2016	Restricted Materials Above Threshold
EU REACH Regulation (EC) No. 1907/2006	Current ECHA Candidate List: JAN 2025 (247) Candidate List Declared Against: JAN 2025 (247) SVHC > Threshold: Pb (4% in 74024580) Article Safe Usage Statements: Do not eat, drink or smoke when using this product. Wash thoroughly after handling. Recycle if possible and dispose of the article by following all applicable governmental regulations relevant to your geographic location.
Halogen Content	Not Low Halogen - contains Br or Cl > 900 ppm.
Solder Process Capability	Not applicable for solder process capability

Product Compliance Disclaimer


This information is provided based on reasonable inquiry of our suppliers and represents our current actual knowledge based on the information they provided. This information is subject to change. The part numbers that TE has identified as EU RoHS compliant have a maximum concentration of 0.1% by weight in homogenous materials for lead, hexavalent chromium, mercury, PBB, PBDE, DBP, BBP, DEHP, DIBP, and 0.01% for cadmium, or qualify for an exemption to these limits as defined in the Annexes of Directive 2011/65/EU (RoHS2). Finished electrical and electronic equipment products will be CE marked as required by Directive 2011/65/EU. Components may not be CE marked. Additionally, the part numbers that TE has identified as EU ELV compliant have a maximum concentration of 0.1% by weight in homogenous materials for lead, hexavalent chromium, and mercury, and 0.01% for cadmium, or qualify for an exemption to these limits as defined in the Annexes of Directive 2000/53/EC (ELV). Regarding the REACH Regulation, the information TE provides on SVHC in articles for this part number is based on the latest European Chemicals Agency (ECHA) 'Guidance on requirements for substances in articles' posted at this URL: https://echa.europa.eu/guidance-documents/guidance-on-reach

Compatible Parts




Also in the Series

M8 Connector



Customers Also Bought



Documents

Product Drawings

M8.MLE.PNLREAR.3POS.STR WIRE

English

CAD Files

3D PDF

3D



Customer View Model

[ENG_CVM_CVM_T4070014031-001_A.2d_dxf.zip](#)

English

Customer View Model

[ENG_CVM_CVM_T4070014031-001_A.3d_igs.zip](#)

English

Customer View Model

[ENG_CVM_CVM_T4070014031-001_A.3d_stp.zip](#)

English

By downloading the CAD file I accept and agree to the [Terms and Conditions](#) of use.

Datasheets & Catalog Pages

[M8 / M12 Connector System Catalog](#)

English

[M8 / M12 Connector System Catalog](#)

Japanese

Product Specifications

[Application Specification](#)

English

[Application Specification](#)

English

Agency Approvals

[UL](#)

English