



M12 Connector

TE Internal #: T4111001021-000

2 Position Circular Connector, Cable-to-Cable, Sealable, Wire & Cable, Signal, Cable Mount (Free-Hanging), Reverse Gender, Unplated, M12 Connector

[View on TE.com >](#)

Connectors > Circular Connectors > Standard Circular Connectors > M12 Field Installable Unshielded



Number of Positions: 2

Connector System: **Cable-to-Cable**

Sealable: **Yes**

Connector & Contact Terminates To: **Wire & Cable**

Contact Current Rating (Max): **4 A**

[All M12 Field Installable Unshielded \(102\)](#)

Features

Product Type Features

Assembly Requirement	Factory Assembled
Circular Connector Shell Type	All Plastic
Connector Product Type	Connector Assembly
Assembly Type	Electrical Connector
Connector System	Cable-to-Cable
Sealable	Yes
Connector & Contact Terminates To	Wire & Cable
Circular Connector Type	Plug
Shell Type	Plastic

Configuration Features

Keying & Polarized Position Locations	A
Factory Installed Backshell	No
Number of Positions	2



Number of Power Positions	0
Number of Signal Positions	2
Contacts Preloaded	Yes

Electrical Characteristics

Operating Voltage	250 VDC
-------------------	---------

Body Features

O-Ring Material	Silicone
Environmental Protection	IP67
Environmental Protection Type	Elastomer Sealed
Primary Product Color	Black
Peripheral Seal Material	Silicone
Feedthrough Type	Yes
Shell Plating Material	Unplated
Shell Base Material	Plastic
Circular Connector Insulation Material Type	Polyamide 66 GF25
Hermetically Sealed	Yes

Contact Features

Contact Current Rating (Max)	4 A
Reverse Gender	Yes
Circular Connector Contact Type	Pin

Mechanical Attachment

Mating Retention Type	Threaded Coupling
Mating Alignment	With
Connector Mounting Type	Cable Mount (Free-Hanging)
Polarization Code	A
Mating Alignment Type	Keyed

Housing Features

Circular Connector Shell Size	20
-------------------------------	----

Dimensions

Wire Size	18 – 24 AWG
-----------	-------------

Usage Conditions

IP Dust Sealing Level	6
-----------------------	---



IP Water Sealing Level	IP67
Operating Temperature Range	-40 – 85 °C[-40 – 185 °F]

Operation/Application

Durability Rating	100 Cycles
Circuit Application	Signal
Shielded	No

Industry Standards

UL Flammability Rating	UL 94HB
------------------------	---------

Packaging Features

Packaging Quantity	1
--------------------	---

Other

Field Serviceable	Yes
Position Locations Omitted	0

Product Compliance

For compliance documentation, visit the product page on TE.com>

EU RoHS Directive 2011/65/EU	Compliant with Exemptions
EU ELV Directive 2000/53/EC	Compliant with Exemptions
China RoHS 2 Directive MIIT Order No 32, 2016	Restricted Materials Above Threshold
EU REACH Regulation (EC) No. 1907/2006	Current ECHA Candidate List: JAN 2025 (247) Candidate List Declared Against: JAN 2025 (247) SVHC > Threshold: Pb (4% in 8824882132) Article Safe Usage Statements: Do not eat, drink or smoke when using this product. Wash thoroughly after handling. Recycle if possible and dispose of the article by following all applicable governmental regulations relevant to your geographic location.
Halogen Content	Not Low Halogen - contains Br or Cl > 900 ppm.
Solder Process Capability	Not applicable for solder process capability


Product Compliance Disclaimer

This information is provided based on reasonable inquiry of our suppliers and represents our current actual knowledge based on the information they provided. This information is subject to change. The part numbers that TE has identified as EU RoHS compliant have a maximum concentration of 0.1% by weight in homogenous materials for lead, hexavalent chromium, mercury, PBB, PBDE, DBP, BBP, DEHP, DIBP, and 0.01% for cadmium, or qualify for an exemption to these limits as defined in the Annexes of Directive 2011/65/EU (RoHS2). Finished electrical and electronic equipment products will be CE marked as required by Directive 2011/65/EU. Components may not be CE marked. Additionally, the part numbers that TE has identified as EU ELV compliant have a maximum concentration of 0.1% by weight in homogenous




materials for lead, hexavalent chromium, and mercury, and 0.01% for cadmium, or qualify for an exemption to these limits as defined in the Annexes of Directive 2000/53/EC (ELV). Regarding the REACH Regulation, the information TE provides on SVHC in articles for this part number is based on the latest European Chemicals Agency (ECHA) 'Guidance on requirements for substances in articles' posted at this URL: <https://echa.europa.eu/guidance-documents/guidance-on-reach>


Compatible Parts




TE Part # T4141012021-001
M12,REAR MOUNTING,FEMALE,A CODE,2P




TE Part # T4171110002-802
M12,REAR MOUNT,FEMALE,A,2P,0.5 M WIRE




TE Part # T4131012021-001
M12,REAR MOUNT,FEMALE,A,2P, SOLDER WIRE




TE Part # CAT-C73765-M1G
M12 Panel Mount Solder Cups




TE Part # T4141012021-003
M12,REAR MOUNT,FEMALE,A,2P, SOLDER PCB




TE Part # T4171110002-801
M12,REAR MOUNT,FEMALE,A,2P,0.2 M WIRE



TE Part # CAT-C73765-M1F
M12 Panel Mount Wire




TE Part # T4110001021-000
M12,FEMALE,STRAIGHT,A CODE,2P, PG7,GOLD




TE Part # CAT-C73765-M1H
M12 Panel Mount PCB


Also in the Series | M12 Connector




Connector Hardware(11)



Connector Seals & Cavity Plugs(4)



M8/M12 Cable Assemblies(230)



Standard Circular Connectors(793)

Customers Also Bought



TE Part #CAT-C73765-M1G
M12 Panel Mount Solder Cups



TE Part #175288-5
DYNAMIC D-3 TAB CONT. M PRE-TIN L/P



TE Part #CSI-RGFE-300-UFFR
RP-SMA to U.FL/MHF1 300mm 1.13 OD



TE Part #776688-000
STD09W-4



TE Part #CAT-C73765-M1F
M12 Panel Mount Wire



TE Part #T4111001031-000
M12,MALE,STRAIGHT,A CODE,3P,PG7,GOLD



TE Part #T4141012021-000
M12,REAR MOUNTING,FEMALE,A CODE,2P



TE Part #T4111001041-000
RPC-M12-MS-4CON-PG7-MU

Documents

Product Drawings

M12,MALE,STRAIGHT,A CODE,2P,PG7,GOLD

English

CAD Files

Customer View Model

ENG_CVM_CVM_T4111001021-000_B.3d_igs.zip

English

Customer View Model

ENG_CVM_CVM_T4111001021-000_B.3d_stp.zip

English

Customer View Model

ENG_CVM_CVM_T4111001021-000_B.2d_dxf.zip

English

3D PDF

3D

By downloading the CAD file I accept and agree to the [Terms and Conditions](#) of use.

Datasheets & Catalog Pages

M8 / M12 Connector System Catalog

English

M8 / M12 Connector System Catalog

Japanese

Product Specifications

Application Specification

English



Agency Approvals

UL

English