



M12 Connector

TE Internal #: T4111011051-000

5 Position Circular Connector, Cable-to-Cable, Sealable, Wire & Cable, Signal, Cable Mount (Free-Hanging), Reverse Gender, Nickel, M12 Connector

[View on TE.com >](#)

Connectors > Circular Connectors > Standard Circular Connectors



Number of Positions: 5

Connector System: **Cable-to-Cable**

Sealable: **Yes**

Connector & Contact Terminates To: **Wire & Cable**

Contact Current Rating (Max): **4 A**

Features

Product Type Features

Assembly Requirement	Factory Assembled
Circular Connector Shell Type	Metal-Shell
Connector Product Type	Connector Assembly
Assembly Type	Electrical Connector
Connector System	Cable-to-Cable
Sealable	Yes
Connector & Contact Terminates To	Wire & Cable
Circular Connector Type	Plug
Shell Type	Metal

Configuration Features

Keying & Polarized Position Locations	A
Factory Installed Backshell	With
Number of Positions	5
Number of Power Positions	0



Number of Signal Positions	5
----------------------------	---

Contacts Preloaded	Yes
--------------------	-----

Electrical Characteristics

Operating Voltage	60 VDC
-------------------	--------

Body Features

O-Ring Material	Silicone
-----------------	----------

Environmental Protection	IP67
--------------------------	------

Environmental Protection Type	Elastomer Sealed
-------------------------------	------------------

Primary Product Color	Black
-----------------------	-------

Peripheral Seal Material	Silicone
--------------------------	----------

Shell Plating Material	Nickel
------------------------	--------

Shell Base Material	Copper Alloy
---------------------	--------------

Circular Connector Insulation Material Type	Polyamide 66 GF25
---	-------------------

Hermetically Sealed	Yes
---------------------	-----

Contact Features

Contact Current Rating (Max)	4 A
------------------------------	-----

Reverse Gender	Yes
----------------	-----

Circular Connector Contact Type	Pin
---------------------------------	-----

Mechanical Attachment

Mating Retention Type	Threaded Coupling
-----------------------	-------------------

Mating Alignment	With
------------------	------

Connector Mounting Type	Cable Mount (Free-Hanging)
-------------------------	----------------------------

Polarization Code	A
-------------------	---

Mating Alignment Type	Keyed
-----------------------	-------

Housing Features

Circular Connector Shell Size	20
-------------------------------	----

Dimensions

Wire Size	18 – 24 AWG
-----------	-------------

Usage Conditions

IP Dust Sealing Level	6
-----------------------	---

IP Water Sealing Level	IP67
------------------------	------

Operating Temperature Range	-40 – 85 °C[-40 – 185 °F]
-----------------------------	---------------------------



Operation/Application

Durability Rating	100 Cycles
Circuit Application	Signal
Shielded	Yes

Industry Standards

UL Flammability Rating	UL 94HB
------------------------	---------

Other

Field Serviceable	Yes
Position Locations Omitted	0

Product Compliance

For compliance documentation, visit the product page on TE.com>

EU RoHS Directive 2011/65/EU	Compliant with Exemptions
EU ELV Directive 2000/53/EC	Compliant with Exemptions
China RoHS 2 Directive MIIT Order No 32, 2016	Restricted Materials Above Threshold
EU REACH Regulation (EC) No. 1907/2006	Current ECHA Candidate List: JAN 2025 (247) Candidate List Declared Against: JAN 2025 (247) SVHC > Threshold: Pb (4% in 8824922364) Article Safe Usage Statements: Do not eat, drink or smoke when using this product. Wash thoroughly after handling. Recycle if possible and dispose of the article by following all applicable governmental regulations relevant to your geographic location.
Halogen Content	BFR/CFR/PVC Free, but Br/Cl >900 ppm in other sources.
Solder Process Capability	Not applicable for solder process capability

Product Compliance Disclaimer

This information is provided based on reasonable inquiry of our suppliers and represents our current actual knowledge based on the information they provided. This information is subject to change. The part numbers that TE has identified as EU RoHS compliant have a maximum concentration of 0.1% by weight in homogenous materials for lead, hexavalent chromium, mercury, PBB, PBDE, DBP, BBP, DEHP, DIBP, and 0.01% for cadmium, or qualify for an exemption to these limits as defined in the Annexes of Directive 2011/65/EU (RoHS2). Finished electrical and electronic equipment products will be CE marked as required by Directive 2011/65/EU. Components may not be CE marked. Additionally, the part numbers that TE has identified as EU ELV compliant have a maximum concentration of 0.1% by weight in homogenous materials for lead, hexavalent chromium, and mercury, and 0.01% for cadmium, or qualify for an exemption to these limits as defined in the Annexes of Directive 2000/53/EC (ELV). Regarding the REACH Regulation, the information TE provides on SVHC in articles for this part number is based on the latest European Chemicals Agency (ECHA) 'Guidance on requirements for substances in articles' posted at this URL: <https://echa.europa.eu/guidance-documents/guidance-on-reach>



Compatible Parts




TE Part # T4110011051-000
M12 F, 5P GOLD A_CODE S SHIELDED PG7




TE Part # T4112511052-000
M12 F, 5P GOLD D_CODE RA SHIELDED PG7


Also in the Series | M12 Connector




Connector Hardware(11)



Connector Seals & Cavity Plugs(4)




M8/M12 Cable Assemblies(230)




Standard Circular Connectors(793)


Customers Also Bought




TE Part #ZPF000000000005900
941-92 A 61-0 PX




TE Part #CAT-C339-H85913
Power Resistors: Aluminum Housed, HSA




TE Part #T4112011051-000
M12 F, 5P GOLD A_CODE RA SHIELDED PG7




TE Part #T4112012051-000
M12 F, 5P GOLD A_CODE RA SHIELDED PG9




TE Part #2-2176157-1
TLM 2010 0.75W R020 1% 50PPM 4K RL



TE Part #T4111012081-000
M12 M, 8P GOLD A_CODE S SHIELDED PG9



TE Part #800582-SF
FN2080-6-06



TE Part #800578-SF
FN2070-10-06

Documents

Product Drawings
M12 M, 5P GOLD A_CODE S SHIELDED PG7

English

CAD Files



Customer View Model

[ENG_CVM_CVM_T4111011051-000_B.3d_igs.zip](#)

English

Customer View Model

[ENG_CVM_CVM_T4111011051-000_B.3d_stp.zip](#)

English

Customer View Model

[ENG_CVM_CVM_T4111011051-000_B.2d_dxf.zip](#)

English

3D PDF

3D

By downloading the CAD file I accept and agree to the [Terms and Conditions](#) of use.

Datasheets & Catalog Pages

[M8 / M12 Connector System Catalog](#)

English

[M8 / M12 Connector System Catalog](#)

Japanese

Product Specifications

[Application Specification](#)

English

Agency Approvals

[UL](#)

English