



M12 Connector

TE Internal #: T4145015041-001

4 Position Circular Connector, Wire-to-Panel, Sealable, Wire & Cable, Signal, Panel Mount, Reverse Gender, Nickel, Copper Alloy, A Code, M12 Connector

[View on TE.com >](#)

Connectors > Circular Connectors > Standard Circular Connectors > M12 Panel Mount PCB



Number of Positions: 4

Connector System: **Wire-to-Panel**

Sealable: **Yes**

Connector & Contact Terminates To: **Wire & Cable**

Contact Current Rating (Max): **4 A**

[All M12 Panel Mount PCB \(103\)](#)

Features

Product Type Features

Assembly Requirement	Factory Assembled
Assembly Type	Electrical Connector
Circular Connector Shell Type	Metal-Shell
Connector Product Type	Connector Assembly
Connector System	Wire-to-Panel
Sealable	Yes
Connector & Contact Terminates To	Wire & Cable
Circular Connector Type	Receptacle
Shell Type	Metal

Configuration Features

Number of Positions	4
Number of Power Positions	0
Number of Signal Positions	4



Contacts Preloaded	Yes
--------------------	-----

Body Features

Primary Product Color	Black
Shell Plating Material	Nickel
Shell Base Material	Copper Alloy
Circular Connector Insulation Material Type	Polyamide GF
Hermetically Sealed	Yes

Contact Features

Contact Current Rating (Max)	4 A
Reverse Gender	Yes
Circular Connector Contact Type	Socket

Mechanical Attachment

Connector Mounting Type	Panel Mount
Polarization Code	A
Mating Alignment Type	Keyed

Housing Features

Circular Connector Shell Size	12
-------------------------------	----

Usage Conditions

IP Dust Sealing Level	6
IP Water Sealing Level	7
Operating Temperature Range	-40 – 85 °C[-40 – 185 °F]

Operation/Application

Circuit Application	Signal
Shielded	No

Industry Standards

UL Flammability Rating	UL 94HB
------------------------	---------

Product Compliance

For compliance documentation, visit the product page on TE.com>

EU RoHS Directive 2011/65/EU	Compliant with Exemptions
EU ELV Directive 2000/53/EC	Compliant with Exemptions



China RoHS 2 Directive MIIT Order No 32, 2016	Restricted Materials Above Threshold
EU REACH Regulation (EC) No. 1907/2006	Current ECHA Candidate List: JAN 2025 (247) Candidate List Declared Against: JAN 2025 (247) SVHC > Threshold: Pb (3.7% in 74019790) Article Safe Usage Statements: Do not eat, drink or smoke when using this product. Wash thoroughly after handling. Recycle if possible and dispose of the article by following all applicable governmental regulations relevant to your geographic location.
Halogen Content	Not Low Halogen - contains Br or Cl > 900 ppm.
Solder Process Capability	Not applicable for solder process capability

Product Compliance Disclaimer

This information is provided based on reasonable inquiry of our suppliers and represents our current actual knowledge based on the information they provided. This information is subject to change. The part numbers that TE has identified as EU RoHS compliant have a maximum concentration of 0.1% by weight in homogenous materials for lead, hexavalent chromium, mercury, PBB, PBDE, DBP, BBP, DEHP, DIBP, and 0.01% for cadmium, or qualify for an exemption to these limits as defined in the Annexes of Directive 2011/65/EU (RoHS2). Finished electrical and electronic equipment products will be CE marked as required by Directive 2011/65/EU. Components may not be CE marked. Additionally, the part numbers that TE has identified as EU ELV compliant have a maximum concentration of 0.1% by weight in homogenous materials for lead, hexavalent chromium, and mercury, and 0.01% for cadmium, or qualify for an exemption to these limits as defined in the Annexes of Directive 2000/53/EC (ELV). Regarding the REACH Regulation, the information TE provides on SVHC in articles for this part number is based on the latest European Chemicals Agency (ECHA) 'Guidance on requirements for substances in articles' posted at this URL: <https://echa.europa.eu/guidance-documents/guidance-on-reach>

Compatible Parts




TE Part # T4153120024-993
RPC-M12Y2-4MS-0.3-2M12-3FS-PUR




TE Part # T4111001041-000
RPC-M12-MS-4CON-PG7-MU


Also in the Series | M12 Connector




Connector Hardware(11)



Connector Seals & Cavity Plugs(4)




M8/M12 Cable Assemblies(230)




Standard Circular Connectors(793)




Customers Also Bought




TE Part #1609078-1
6ESRM-P=F6990




TE Part #4-794636-8
18P MICRO MNL ASSY,VRT,SMT,LF




TE Part #3-794636-8
08P MICRO MNL ASSY,VRT,SMT,LF




TE Part #3-2176421-5
TLRP 2512 2.0W R090 1% 25PPM 4K RL




TE Part #5-794636-0
20P MICRO MNL ASSY,VRT,SMT,LF




TE Part #2-2176056-5
RLP73K 2B R10 5% 5K RL




TE Part #4-794636-2
12P MICRO MNL ASSY,VRT,SMT,LF



TE Part #5-794636-4
24P MICRO MNL ASSY,VRT,SMT,LF



TE Part #T4144035041-000
M12 R/A M PNL REAR A-CODE 4P
PCBSTD SHLD



TE Part #1-1735583-1
mSATA, Receptacle, R/A SMT, Btm
Mt, 30u"

Documents

Product Drawings

M12 R/A F PNLREAR STAMPED PIN A-CODE 4P

English

CAD Files

3D PDF

3D

Customer View Model

ENG_CVM_CVM_T4145015041-001_A.2d_dxf.zip

English

Customer View Model

ENG_CVM_CVM_T4145015041-001_A.3d_igs.zip

English

Customer View Model

ENG_CVM_CVM_T4145015041-001_A.3d_stp.zip

English

By downloading the CAD file I accept and agree to the [Terms and Conditions](#) of use.



Datasheets & Catalog Pages

M8 / M12 Connector System Catalog

English

M8 / M12 Connector System Catalog

Japanese

Product Specifications

Application Specification

English

Instruction Sheets

Instruction Sheet (U.S.)

English

Agency Approvals

UL

English