

D369-MR33-NS1

✓ ACTIVE

DEUTSCH | DEUTSCH 369 Shielded Connector

TE Internal #: YD369-MR33-NS10000

Connector Assembly, Receptacle, Crimp, Wire-to-Wire, Shielded,  
DEUTSCH 369 Shielded Connector, Rectangular Wire & Cable  
Connectors & Housings

[View on TE.com >](#)



Connectors > Rectangular Connectors > Standard Rectangular Connectors > Rectangular Connectors: 3-Way Shielded Receptacle



Connector Product Type: **Connector Assembly**

Connector & Housing Type: **Receptacle**

Mating Alignment: **With**

Mating Alignment Type: **Keyed**

Mating Retention: **With**

[All Rectangular Connectors: 3-Way Shielded Receptacle \(2\)](#)

Features

Product Type Features

Connector Seal & Plug Type	Triple-Seal
Connector Shell Size	03
Connector Product Type	Connector Assembly
Connector & Housing Type	Receptacle
Connector System	Wire-to-Wire
Insertion Force Type	Normal
Sealable	Yes
Connector & Contact Terminates To	Wire & Cable

Configuration Features

Number of Columns	3
Number of Signal Positions	3
Number of Cavities	3
Number of Power Positions	3
Contacts Preloaded	Yes
Number of Positions	3
Number of Rows	1



Electrical Characteristics

Operating Voltage	400 VAC
-------------------	---------

Body Features

Connector & Keying Code	N
Connector Seal Color	Natural
Seal Material	Fluorosilicone
Shell Plating Material	Nickel
Cable Exit Angle	180°
Seal Type	Grommet Seal, Interfacial Seal
Primary Product Color	Black

Contact Features

Contact Size	Size 22
Wire Contact Termination Area Plating Material	Gold
Contact Type	Socket
Contact Mating Area Plating Material	Gold (Au)
Contact Retention Within Housing	With
Contact Current Rating (Max)	5 A

Termination Features

Termination Method to Wire & Cable	Crimp
------------------------------------	-------

Mechanical Attachment

Mating Alignment	With
Mating Alignment Type	Keyed
Mating Retention	With
Mating Retention Type	Button Latch

Housing Features

Housing Material	Composite
Shell Material	Composite
Centerline (Pitch)	2.54 mm[.1 in]

Dimensions

Row-to-Row Spacing	2.54 mm[.1 in]
Compatible Insulation Diameter Range	.71 – 1.37 mm[.028 – .054 in]

Usage Conditions



Operating Temperature Range	-55 – 175 °C[-67 – 347 °F]
-----------------------------	----------------------------

Operation/Application

Shielded	Yes
Circuit Application	Power & Signal

Product Compliance

[For compliance documentation, visit the product page on TE.com>](#)

EU RoHS Directive 2011/65/EU	Compliant with Exemptions
EU ELV Directive 2000/53/EC	Not Yet Reviewed
China RoHS 2 Directive MIIT Order No 32, 2016	Restricted Materials Above Threshold
EU REACH Regulation (EC) No. 1907/2006	Current ECHA Candidate List: JAN 2025 (247) Candidate List Declared Against: JUNE 2024 (241) SVHC > Threshold: Pb (1.2% in In contact alloy) <b>Article Safe Usage Statements:</b> Do not eat, drink or smoke when using this product. Wash thoroughly after handling. Recycle if possible and dispose of the article by following all applicable governmental regulations relevant to your geographic location.
Halogen Content	Not Yet Reviewed for halogen content
Solder Process Capability	Reflow solder capable to 245°C

Product Compliance Disclaimer

This information is provided based on reasonable inquiry of our suppliers and represents our current actual knowledge based on the information they provided. This information is subject to change. The part numbers that TE has identified as EU RoHS compliant have a maximum concentration of 0.1% by weight in homogenous materials for lead, hexavalent chromium, mercury, PBB, PBDE, DBP, BBP, DEHP, DIBP, and 0.01% for cadmium, or qualify for an exemption to these limits as defined in the Annexes of Directive 2011/65/EU (RoHS2). Finished electrical and electronic equipment products will be CE marked as required by Directive 2011/65/EU. Components may not be CE marked. Additionally, the part numbers that TE has identified as EU ELV compliant have a maximum concentration of 0.1% by weight in homogenous materials for lead, hexavalent chromium, and mercury, and 0.01% for cadmium, or qualify for an exemption to these limits as defined in the Annexes of Directive 2000/53/EC (ELV). Regarding the REACH Regulation, the information TE provides on SVHC in articles for this part number is based on the latest European Chemicals Agency (ECHA) ‘Guidance on requirements for substances in articles’ posted at this URL: <https://echa.europa.eu/guidance-documents/guidance-on-reach>

Compatible Parts



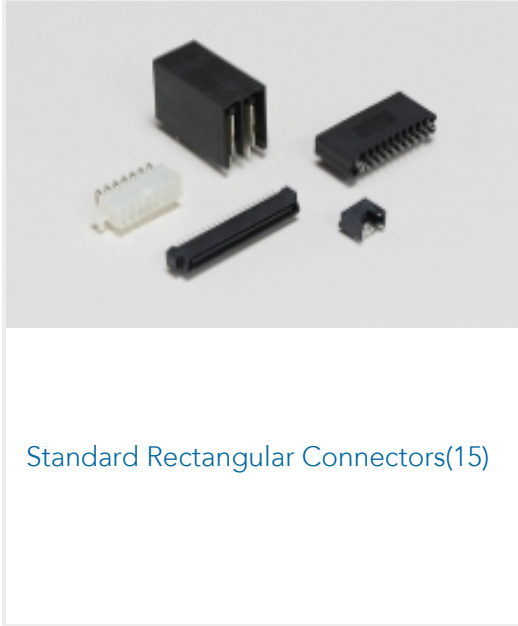
TE Part # YD369-MP33-NP10000  
369 3 WAY SHIELDED PLUG, CRIMP,  
PIN

Also in the Series

DEUTSCH 369 Shielded Connector

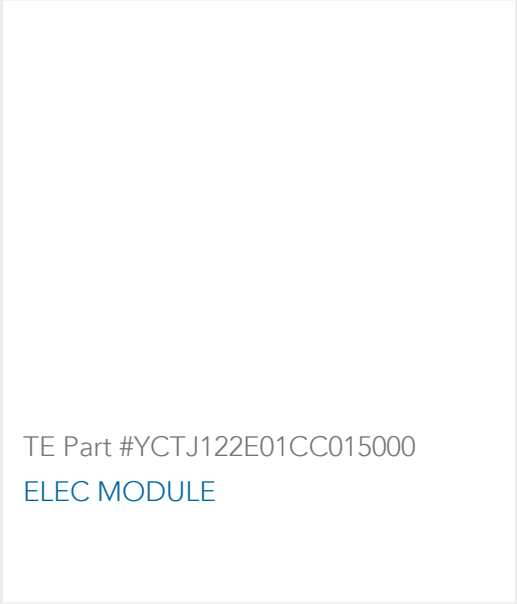


Rectangular Power Connectors(15)



Standard Rectangular Connectors(15)

Customers Also Bought



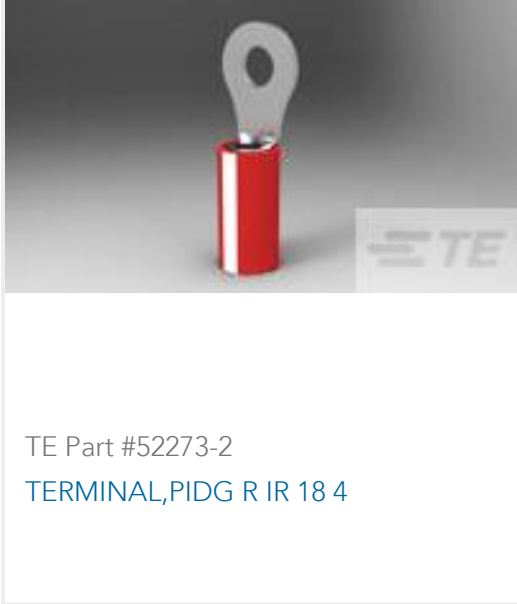
TE Part #YCTJ122E01CC015000  
ELEC MODULE



TE Part #218673-001  
22759/41-8-9




TE Part #205209-2  
RECP ASSY SIZE 4



TE Part #52273-2  
TERMINAL, PIDG R IR 18 4



TE Part #102241-1  
03 MODIV HSG COMP SR .100 POL



TE Part #1-87309-4  
MOD V RECP LP



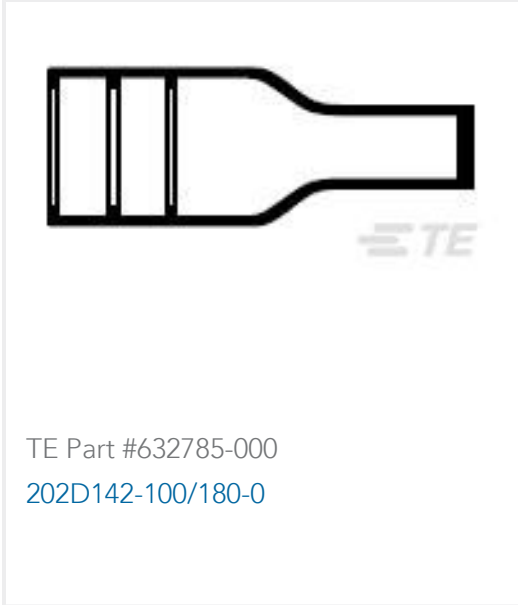
TE Part #2000676-3  
Keyed Guide Pin, Machined, Vita 46



TE Part #206227-1  
23-7 RECEPT REV SEX



TE Part #5748676-4  
DIE CAST CBL CLMP KIT, SZ 4



TE Part #632785-000  
202D142-100/180-0



Documents

Product Drawings

369 3 WAY SHIELDED REC, CRIMPT, SKT

English

CAD Files

3D PDF

3D

Customer View Model

ENG\_CVM\_CVM\_YD369-MR33-NS10000\_AA.2d\_dxf.zip

English

Customer View Model

ENG\_CVM\_CVM\_YD369-MR33-NS10000\_AA.3d\_igs.zip

English

Customer View Model

ENG\_CVM\_CVM\_YD369-MR33-NS10000\_AA.3d\_stp.zip

English

By downloading the CAD file I accept and agree to the [Terms and Conditions](#) of use.